


<p>Order Code</p> <table style="width: 100%; border-collapse: collapse;"> <tr> <td style="width: 15%;">Base Code</td> <td style="width: 15%; text-align: center;">Gear Set</td> <td style="width: 15%; text-align: center;">Drive Mount</td> <td style="width: 15%;"></td> <td style="width: 15%;">Options</td> </tr> <tr> <td style="border: 1px solid black; text-align: center;">G</td> <td style="border: 1px solid black; text-align: center;">AF</td> <td style="border: 1px solid black; text-align: center;">3</td> <td style="border: 1px solid black; text-align: center;">4</td> <td style="border: 1px solid black; text-align: center;">5</td> </tr> <tr> <td style="text-align: center;">1</td> <td style="text-align: center;">2</td> <td style="text-align: center;">3</td> <td style="text-align: center;">4</td> <td style="text-align: center;">5</td> </tr> <tr> <td colspan="2" style="text-align: center;">Model</td> <td colspan="3" style="text-align: center;">Wetted Materials</td> </tr> </table> <div style="border: 1px solid black; padding: 2px; width: fit-content; margin-top: 5px;"> O/C: Pump S/K: Service Kit </div>	Base Code	Gear Set	Drive Mount		Options	G	AF	3	4	5	1	2	3	4	5	Model		Wetted Materials			<p>Pump Construction</p> 
Base Code	Gear Set	Drive Mount		Options																	
G	AF	3	4	5																	
1	2	3	4	5																	
Model		Wetted Materials																			

Base Code Select a code character for each numbered position to configure the product.


1	Code	Product Type	Specifications	Notes
	G	Gear Pump		
2	AF	Product Series Series GAF	<i>Max System Pressure (MAWP)</i> 21 Bar (300 psi)	<i>Ports</i> 1/8-27 (F) NPT Side Ports
4	T23	Gear Set (Width/N°Gears/Pitch) 0.125/2/40 (Hex Drive - Use P or J 0.092 ml/rev (0.02 gal/1000*rev)	<i>Displacement</i> 0.092 ml/rev (0.02 gal/1000*rev)	<i>Max Differential Pressure</i> 17.3 Bar (250 psi) <i>Driven Magnet (Standard)</i> Neodymium (NdFeB)
5	J	Gear Material PEEK (carbon fiber/ptfe)	<i>Max Differential Pressure</i>	<i>Temp Range</i>
6	D	Static Seals EP		<i>Temp Range</i>
7	S	Base Materials SS316		
8	J	Drive Mount I-Drive™ IEG	<i>Max System Pressure (MAWP)</i>	<i>Weight (Pumphead)</i>

Options Add Option codes after the Base Code to modify features or enhance the product.

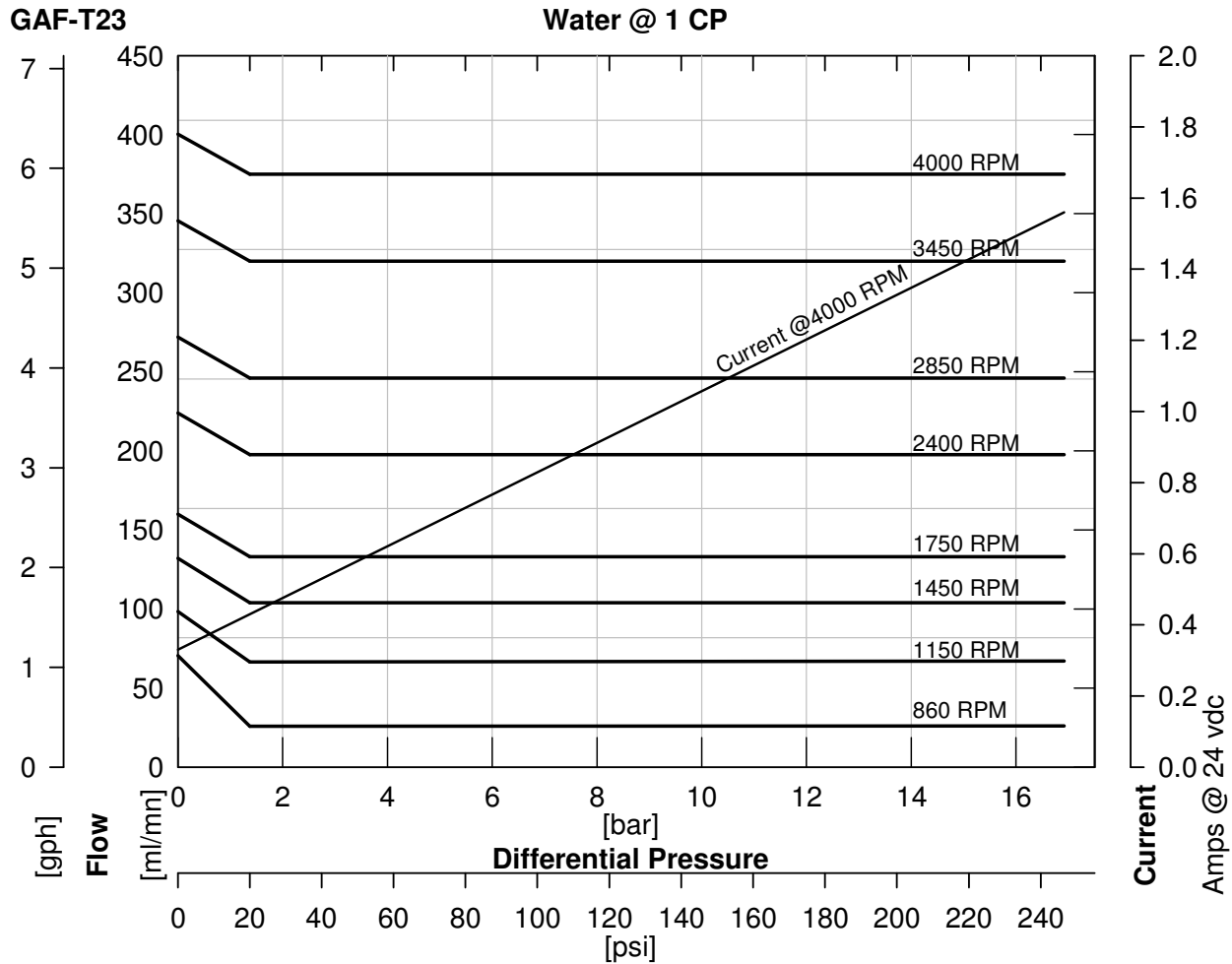
Notes

PRICES ARE FOB/EX-WORKS FACTORY - Prices shown are the Manufacturer's Suggested List Price and are subject to change without notice.

USA: Micropump, Inc. • Phone +360.253.2008 • Fax +360.253.2401
UK: Micropump, Ltd. • Phone +44 (1480) 356900 • Fax +44 (1480) 356920
info.micropump@idexcorp.com www.micropump.com

Order Code								Pump Construction	
Base Code		Gear Set		Drive Mount		Options			
G	AF	-	T23			J			
Model				Wetted Materials				O/C: Pump S/K: Service Kit	


Performance



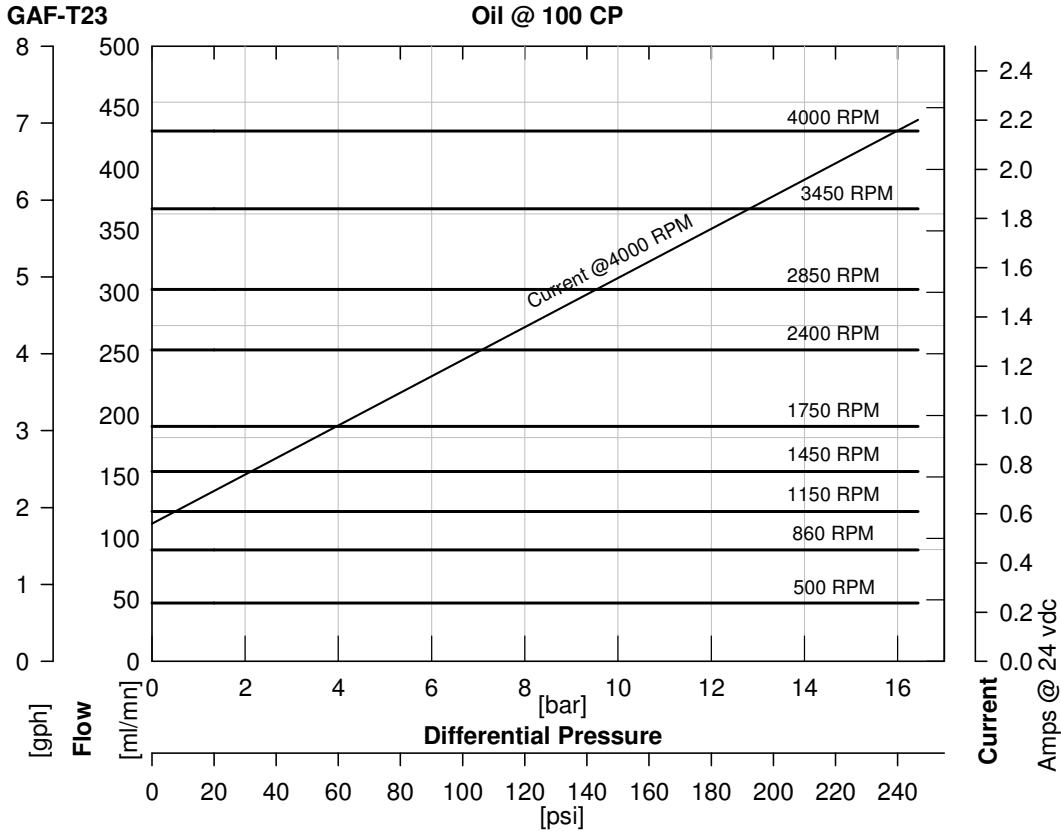
ACTUAL PERFORMANCE MAY VARY - Specifications are subject to change without notice. When multiple specs are noted, the most conservative value applies.

USA: Micropump, Inc • Phone +360.253.2008 • Fax +360.253.2401
 UK: Micropump, Ltd • Phone +44 (1480) 356900 • Fax +44 (1480) 356920
 info.micropump@idexcorp.com www.micropump.com

Order Code				Pump Construction			
Base Code		Gear Set		Drive Mount		Options	
G	AF	-	T23	•	•	•	•
1	2	3	4	5	6	7	8
Model				Wetted Materials			
				O/C: Pump S/K: Service Kit			



Performance-High Viscosity




$$\text{Watts} = \frac{\text{Torque [mNm]} \times \text{Speed [RPM]}}{9555}$$

$$\text{HP} = \frac{\text{Torque [oz-in]} \times \text{Speed [RPM]}}{1.008 \times 10^6}$$

To calculate torque, multiply correction factor by torque from viscosity curve above.

ACTUAL PERFORMANCE MAY VARY - Specifications are subject to change without notice. When multiple specs are noted, the most conservative value applies.

USA: Micropump, Inc • Phone +360.253.2008 • Fax +360.253.2401
UK: Micropump, Ltd • Phone +44 (1480) 356900 • Fax +44 (1480) 356920
info.micropump@idexcorp.com www.micropump.com

<p>Order Code</p> <table style="width:100%; border-collapse: collapse;"> <tr> <td style="width:15%;">Base Code</td> <td style="width:15%; text-align: center;">Gear Set</td> <td style="width:15%; text-align: center;">Drive Mount</td> <td style="width:15%;"></td> <td style="width:15%;">Options</td> </tr> <tr> <td style="border: 1px solid black; text-align: center;">G</td> <td style="border: 1px solid black; text-align: center;">AF</td> <td style="border: 1px solid black; text-align: center;">-</td> <td style="border: 1px solid black; text-align: center;">T23</td> <td style="border: 1px solid black; text-align: center;">J</td> </tr> <tr> <td style="text-align: center;">1</td> <td style="text-align: center;">2</td> <td style="text-align: center;">3</td> <td style="text-align: center;">4</td> <td style="text-align: center;">8</td> </tr> <tr> <td colspan="4" style="text-align: center;">Model</td> <td style="text-align: center;">Wetted Materials</td> </tr> </table> <div style="border: 1px solid black; padding: 2px; margin-top: 5px;"> O/C: Pump S/K: Service Kit </div>	Base Code	Gear Set	Drive Mount		Options	G	AF	-	T23	J	1	2	3	4	8	Model				Wetted Materials	<p>Pump Construction</p> <div style="text-align: right; margin-top: 20px;">  </div>
Base Code	Gear Set	Drive Mount		Options																	
G	AF	-	T23	J																	
1	2	3	4	8																	
Model				Wetted Materials																	

Specifications


	SI	US
Displacement	0.092 ml/rev	0.02 gal/1000*rev
Max Flow (2 Pole Speed)	270 ml/mn 2850 RPM (50Hz)	5.1 gal/hr 3450 RPM (60Hz)
Max Differential Pressure	17.3 Bar	250 psi
Max System Pressure (MAWP)	21 Bar	300 psi
NIPR (Absolute)	180 mBar	2.5 psia
Wet Lift (Typical)	1 51 cm.H ₂ O (1450 RPM)	24 in.H ₂ O (1750 RPM)
Temp Range	-46/177 °C	-50/350 °F
Viscosity Range	0.2 to 1500 cp	0.2 to 1500 cp

Notes

- 1 Priming ability varies with operating conditions.

ACTUAL PERFORMANCE MAY VARY - Specifications are subject to change without notice. When multiple specs are noted, the most conservative value applies.

USA: Micropump, Inc • Phone +360.253.2008 • Fax +360.253.2401
UK: Micropump, Ltd • Phone +44 (1480) 356900 • Fax +44 (1480) 356920
info.micropump@idexcorp.com www.micropump.com

Order Code								Pump Construction		
Base Code		Gear Set		Drive Mount		Options				
G	AF	-	T23			J				
1	2	3	4	5	6	7	8	<input type="checkbox"/> O/C: Pump <input type="checkbox"/> S/K: Service Kit		
Model			Wetted Materials							

Product Options

Base Code Select a code character for each numbered position to configure the product.


1	Code	Product Type	Specifications			Notes
	G	Gear Pump				
2	AF	Series GAF	Max System Pressure (MAWP) 21 Bar (300 psi)	Ports 1/8-27 (F) NPT Side Ports		
4	T23	Gear Set (Width/N^oGears/Pitch) 0.125/2/40 (Hex Drive - Use P or J)	Displacement 0.092 ml/rev (0.02 gal/1000*rev)	Max Differential Pressure 17.3 Bar (250 psi)	Driven Magnet (Standard) Neodymium (NdFeB)	
5	J	Gear Material PEEK (carbon fiber/ptfe)		Max Differential Pressure	Temp Range	
6	D	Static Seals EP			Temp Range	
7	S	Base Materials SS316				
8	J	Drive Mount I-Drive™ IEG	Max System Pressure (MAWP)		Weight (Pumphead)	

Options Add Option codes after the Base Code to modify features or enhance the product.

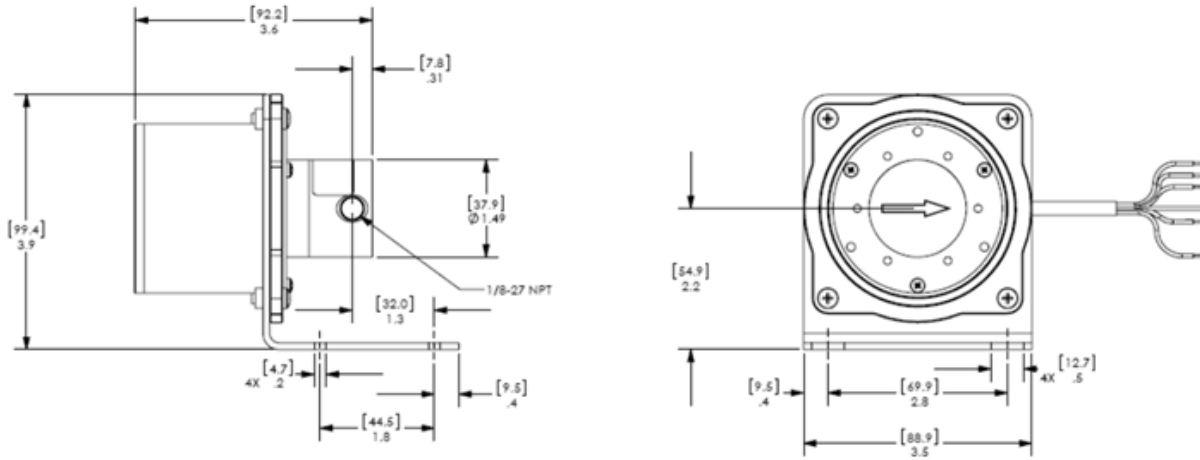
Notes

ACTUAL PERFORMANCE MAY VARY - Specifications are subject to change without notice. When multiple specs are noted, the most conservative value applies.

USA: Micropump, Inc • Phone +360.253.2008 • Fax +360.253.2401
 UK: Micropump, Ltd • Phone +44 (1480) 356900 • Fax +44 (1480) 356920
 info.micropump@idexcorp.com www.micropump.com

Order Code								Pump Construction	
Base Code		Gear Set		Drive Mount		Options			
G	AF	-	T23			J			
1	2	3	4	5	6	7	8		
Model				Wetted Materials				O/C: Pump S/K: Service Kit	

Dimensions



ACTUAL PERFORMANCE MAY VARY - Specifications are subject to change without notice. When multiple specs are noted, the most conservative value applies.

USA: Micropump, Inc • Phone +360.253.2008 • Fax +360.253.2401
 UK: Micropump, Ltd • Phone +44 (1480) 356900 • Fax +44 (1480) 356920
 info.micropump@idexcorp.com www.micropump.com